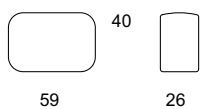


MODULAR SOFA | BENCH | EASY CHAIR | FOOTSTOOL. Frame of wood. Moulded polyurethane foam with fabric or leather cover. Plastic feet. Built-in connection fitting. When choosing different fabrics for the seat and back, the price of the higher fabric class applies. BOB has 7 basic modules combined into 12 building elements.

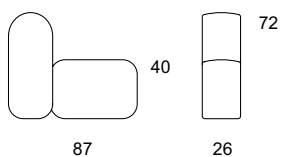
BOB can be put together in endless combinations; straight, curved and with seats on both sides of the backrest. Use CAD files or our BOB Planner available on our website to create your desired variant.



S800 1 m³/12 pcs

	S800
Seat height	40
Overall height	40
Seat width	26-∞
Overall width	26-∞
Seat depth	59
Overall depth	59
Cbm	1/12pmc

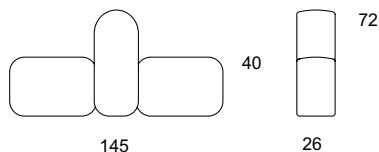




S801 1 m³/6 pcs

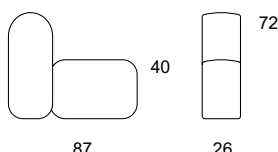
S801	
Seat height	40
Overall height	72
Seat width	26-∞
Overall width	26-∞
Seat depth	59
Overall depth	87
Cbm	1/6 pcs





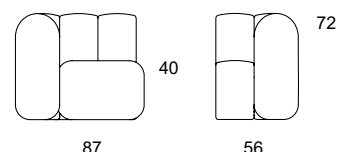
S802 1,1 m³/3 pcs

S802
 Seat height 40
 Overall height 72
 Seat width 26-∞
 Overall width 26-∞
 Seat depth 59x2
 Overall depth 145
 Cbm 1,1/3 pcs



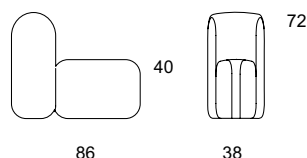
S801 1 m³/6 pcs

S801
 Seat height 40
 Overall height 72
 Seat width 26-∞
 Overall width 26-∞
 Seat depth 59
 Overall depth 87
 Cbm 1/6 pcs



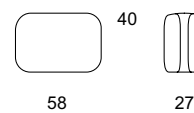
S806 1 m³/2 pcs

S805 / S806
 Seat height 40
 Overall height 72
 Seat width 26-∞
 Overall width 56-∞
 Seat depth 58
 Overall depth 87
 Cbm 1/2pmc



S804 1 m³/4 pcs

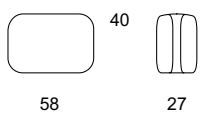
S804
 Seat height 40
 Overall height 72
 Seat width 27-∞
 Overall width 38-∞
 Seat depth 58
 Overall depth 86
 Cbm 1/16pmc



S803 1 m³/16 pcs

S803
 Seat height 40
 Overall height 40
 Seat width 27-∞
 Overall width 27-∞
 Seat depth 58
 Overall depth 58
 Cbm 1/16pmc

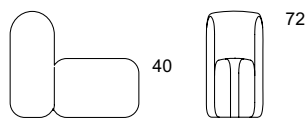




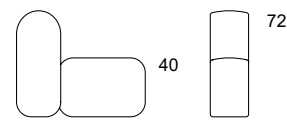
S803 1 m³/16 pcs

S803	
Seat height	40
Overall height	40
Seat width	27-∞
Overall width	27-∞
Seat depth	58
Overall depth	58
Cbm	1/16pmc





S804 1 m²/4 pcs

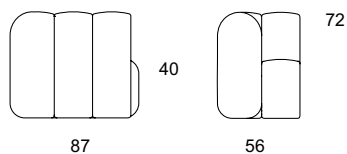


S801 1 m²/6 pcs

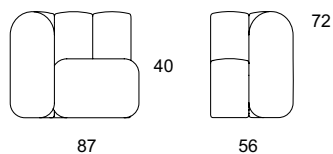
S804	
Seat height	40
Overall height	72
Seat width	27-∞
Overall width	38-∞
Seat depth	58
Overall depth	86
Cbm	1/16pmc

S801	
Seat height	40
Overall height	72
Seat width	26-∞
Overall width	26-∞
Seat depth	59
Overall depth	87
Cbm	1/6 pcs

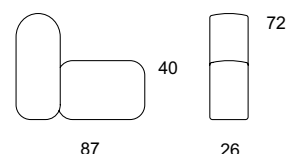




S805 1 m³/2 pcs



S806 1 m³/2 pcs



S801 1 m³/6 pcs

S805 / S806

Seat height	40
Overall height	72
Seat width	26-∞
Overall width	56-∞
Seat depth	58
Overall depth	87
Cbm	1/2pmc

S801

Seat height	40
Overall height	72
Seat width	26-∞
Overall width	26-∞
Seat depth	59
Overall depth	87
Cbm	1/6 pcs



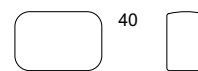


31

40

S807

	S807
Seat height	40
Overall height	40
Seat width	31
Overall width	31-∞
Seat depth	58
Overall depth	58



59

26

S800 1 m³/12 pcs

	S800
Seat height	40
Overall height	40
Seat width	26-∞
Overall width	26-∞
Seat depth	59
Overall depth	59
Cbm	1/12pmc




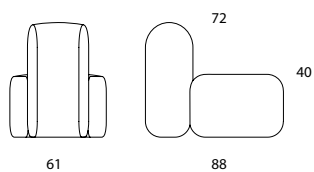
58

27

S803 1 m³/16 pcs

	S803
Seat height	40
Overall height	40
Seat width	27-∞
Overall width	27-∞
Seat depth	58
Overall depth	58
Cbm	1/16pmc



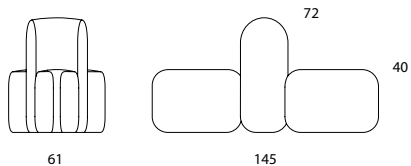


S808

S808

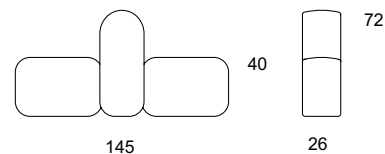
Seat height	40
Overall height	72
Seat width	61
Overall width	61-∞
Seat depth	58
Overall depth	88





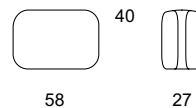
S809

S809
 Seat height 40
 Overall height 72
 Seat width 61
 Overall width 61-∞
 Seat depth 58
 Overall depth 145



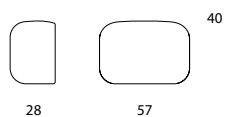
S802 1,1 m³/3 pcs

S802
 Seat height 40
 Overall height 72
 Seat width 26-∞
 Overall width 26-∞
 Seat depth 59x2
 Overall depth 145
 Cbm 1,1/3 pcs



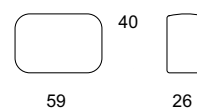
S803 1 m³/16 pcs

S803
 Seat height 40
 Overall height 40
 Seat width 27-∞
 Overall width 27-∞
 Seat depth 58
 Overall depth 58
 Cbm 1/16pmc



S810

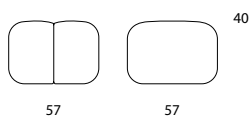
	S810
Seat height	40
Overall height	40
Seat width	28
Overall width	28-∞
Seat depth	57
Overall depth	57



S800 1 m³/12 pcs

	S800
Seat height	40
Overall height	40
Seat width	26-∞
Overall width	26-∞
Seat depth	59
Overall depth	59
Cbm	1/12pmc





S811

S811

Seat height	40
Overall height	40
Seat width	57
Overall width	57
Seat depth	57
Overall depth	57

