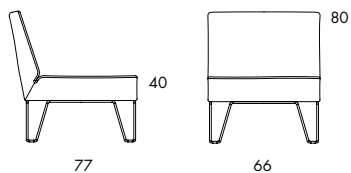
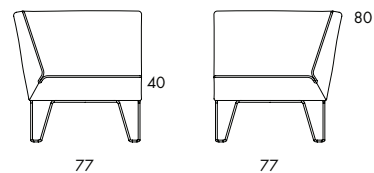


**S100** 11 kg | 0.18 m<sup>3</sup>/pc



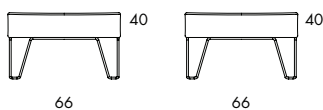
**S102** 17 kg | 0.45 m<sup>3</sup>/pc



**S103** 23.5 kg | 0.53 m<sup>3</sup>/pc

**SECTIONAL SOFA.** Frame of wood. Padding of CMHR polyurethane foam. No-sag springs. Upholstered in fabric or leather. Leather as per cc. 6a. Chrome-plated steel frame (chrome III). Plastic foot. Link fitting

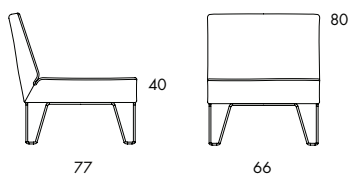




**S100** 11 kg | 0.18 m<sup>3</sup>/pc

	<b>S100</b>
Seat height	40
Overall width	66
Seat depth	66
Overall depth	66
Weight, kg	11
Cbm	0.18

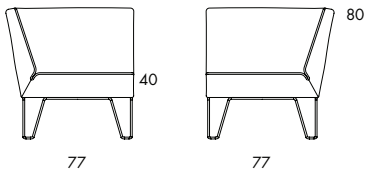




**S102** 17 kg | 0.45 m<sup>3</sup>/pc

	<b>S102</b>
Seat height	40
Overall height	80
Overall width	66
Seat depth	55
Overall depth	77
Weight, kg	17
Cbm	0.45





**S103** 23.5 kg | 0.53 m<sup>3</sup>/pc

	<b>S103</b>
Seat height	40
Overall height	80
Seat width	66
Seat depth	55
Overall depth	77
Weight, kg	23.5
Cbm	0.53

